

The Distributor

Orange County Model A Ford Club

Model A Ford Club of America

Chartered August, 1961 - Santa Ana, California

January, 1996
Volume 36, Issue 1

Editor: Tom Endy
Publishers: Bob & Karyn Sitter



THE HANDICAPPED PARKING SEMINAR®
Reserved for the physically challenged, the mentally
impaired.....and Dennis!

Dennis Griffin's 1929 Roadster, "Spirit".

 **1996 Board Members**

- President:**
 Bev Marsh 714-531-7237
- Secretary:**
 Lee Jackson 714-521-8460
- Treasurer:**
 Mike Kuester 714-974-3329
- Technical:**
 Bob Ferazzi 714-838-1036
 Dennis Griffin 714-832-4112
- Activities:**
 Gerry Valiquette 310-941-5491
- Special Events:**
 Vacant
- Editor:**
 Tom Endy 714-897-5861
- Publishers:**
 Bob & Karyn Sitter . . . 714-777-2486

Committee Chairpersons

- Sunshine & Sorrow:**
 Jeanne Parrish 714-534-8129
- ACCC Representative:**
 Larry Conkol 714-535-1411
- Regional Representative:**
 Paul Steed 714-289-0931
- Refreshments:**
 Ed Cote' 714-542-6161
- Raffle:**
 Vacant
- Buttons, Patches & Logos:**
 Jim Nichols 714-380-1067
- Club Greeter:**
 Jon Heiland 714-836-4244



The 1995 Board

(left to right) Pieter Dwinger, Lee Garman, Wade Roberts, June Riha, Larry McKinney, Gerry Mckinney, Glenn Johnson, Dick Riha, Dan Simmons, Bev Marsh, Wayne Krug, Tom Endy



The 1996 Board

(left to right) Tom Endy, Mike Kuester, Lee Jackson, Bev Marsh, Gerry Valiquette, Dennis Griffin, Bob Ferazzi



Schedule of Club Activities!

January!

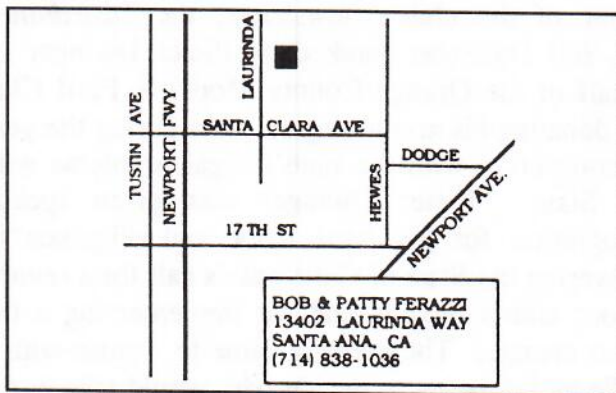
11th, Thursday
General Meeting 7:30 P.M.
Santiago Elementary School.

12th, Friday
Technical Seminar 7:00 P.M.
Model A engine assembly.
Ladies Craft Seminar.
Woven baskets

Bob & Patty Ferazzi's home
13402 Laurinda Way
Santa Ana, CA
714-838-1036

18th, Thursday
OCMAFC Board Meeting. 7:00 P.M.

25th, Thursday
Distributor publication deadline.



Map to Bob & Patty Ferazzi's

Dues are Way Overdue!

A large number of club members have not paid their 1996 club dues. Please check to see if you are among the group. Send your check to the club's post office box or give to the club treasurer at the January General Meeting. ☺

February!

8th, Thursday
General Meeting. 7:30 P.M.
Santiago Elementary School.

9th, Friday
Technical Seminar

15th, Thursday
OCMAFC Board Meeting. 7:30 P.M.

Joe Wavra!

Our friend and fellow club member Joe Wavra was involved in a serious accident at home just prior to Christmas. Joe was hospitalized and has had surgery. He is doing well and is resting at home. Joe is expected to make a full recovery.

Jim Willett!

Our former editor of the *Distributor*, Jim Willett became ill last November. He has been diagnosed with cancer of the bile duct. Jim spent several days in the hospital, but is currently resting at home. Jim has regained his strength and is feeling fine. We wish him well and look forward to seeing him at a club function.



Pieter Dwinger Receives Award!

(L to R) President Wade, Pieter Dwinger

Pieter Dwinger received the prestigious Sgt. York award for his efforts to combat the State Franchise Tax Board's intent to destroy our club. ☺



President Bev!

Bev Marsh

1996, The New Year!


The old year ended great with the Christmas Lights Tour organized by Mike & Robyn Kuester. Thanks for a job well done.

The 1996 Board is shaping up well. We have a mixture of new members with fresh and new ideas and long-time members who have experience to offer. We are open to suggestions and will work hard for the benefit of the membership. We do need some help though. There are still some important board positions that are vacant and all of them are fund raisers for the club. Without volunteers to fill these positions the club cannot continue to operate. The vacant positions are **Special Events Chairperson** (Pancake Breakfast and The Swapmeet), and **Raffle Chairperson**, to handle the monthly General Meeting raffle and the one at the Pancake Breakfast. The Pancake Breakfast is a big job, but the event is well documented and organized from the past events. The Pancake Breakfast always has many volunteer helpers. What we need is a chairperson to supervise it. Show your support and step forward and volunteer for one of these positions.

See you at the General Meeting. ☺

A New Pilot!

Jason Dwinger, the son of Pieter & Judi Dwinger, has earned his Private Pilot's License. Captain Dwinger, age 20, was awarded his ticket at the Long Beach Airport on October 6, 1995. Congratulations Jason. ☺



Ex-President's Corner!

Wade Roberts

The Adult Christmas Party!

The annual holiday dinner party and installation of officers was held at Maxwell's Lakeside Restaurant and was attended by 73 club members. It was an evening of good cheer, good food and good old songs. Toward the end of the evening the Ukulele Players of Corona Del Mar provided the entertainment. Pieter and Judi Dwinger did a great job in making all the arrangements for an enjoyable evening. Beautiful holiday centerpieces were made by Gerry McKinney and June Riha. The outgoing board members were thanked by President Wade Roberts and the new board was introduced. Incoming President Bev Marsh was presented with the club gavel, the traditional worry stone and a bouquet of flowers by Glenn Johnson. Honorary Life Membership was awarded to Lou & Pearl Spielberg. Wayne Krug received the Kelly Craig Memorial Award for attending the most tours. The Jack Payton Memorial Award was presented to Glenn Johnson as the member of the year. The Jim Marsh Family Award was presented to the Glenn & Sharon Johnson Family by Doug and Melinda Marsh. Roger Aday was presented with a trophy for his work in heading up the Pancake Breakfast. Tom Endy was presented a plaque from the Model A Ford Club of America for his outstanding job as editor of the club's newsletter, the *Distributor*. Mr. Bill Dull was thanked by Pieter Dwinger on behalf of the Orange County Model A Ford Club for donating his accounting services during the year in connection with the club's legal problems with the State. Pieter Dwinger was given special recognition for his hard work and diligence in answering the State of California's call for a review of our club's records and for implementing a tax status change. The evening came to a close with a raffle and drawing to decide who would take home the Christmas centerpieces.

See you down the road. ☺





Hard Luck! and a sad story!

by Bill Melater

The Trashed Ring & Pinion!

This is actually a good luck story and a tribute to the integrity of the Model A Ford. A couple of Saturdays ago, a bunch of the guys were over at Wayne Krug's house with nothing to do, so we decided to pull the engine, trans and overdrive out of his 1930 Model A Panel Truck. The plan was to put a rebuilt engine back in it and to replace the oil seals in the Ryan overdrive. We took everything out of the car including the overdrive. The rear end was left installed. The two large nuts that adjust the double cone pinion bearings were exposed. Upon inspection of them we found that the double cone race was loose in the banjo. Instead of being pressed in nice and tight, it had a 1\16 inch slop all the way around it. We pulled the pinion assemble out by hand and found three teeth missing from the pinion gear and the rest of them looking pretty miserable. The ring gear was battered up like someone had been pounding on it with a hammer. All this on a Model A that a few days before had completed a 1000 mile tour to the Winter National in Concord, CA. The last time the rear end had been apart was three years and 20,000 miles ago when the Ryan overdrive was installed. At that time new bearings had been installed and all the pre-loads properly set. The ring and pinion had not been changed since they appeared to be in good condition. Needless to say, the rear end had to come out and be rebuilt, which we accomplished before the day was over. We found the missing pinion gear teeth down inside the banjo. The banjo had to be replaced since the double cone race had spun and wallowed the mounting. Oddly enough, the two pinion bearings had not seized inside the race. They still turned nice and free. The amazing part is not when the damage occurred or how it occurred without Wayne ever hearing it, but the fact the darn thing just kept on running and never made any noise. There is some conjecture as to which came first, failure of the pinion gear or the spinning of the double cone bearing race. There is also a theory that the heavy weight Wayne packs around with him in the back of his truck contributed to the failure of the rear end. Wayne carries along every conceivable spare Model A part you can imagine, except a spare ring and pinion gear. ☺



Technical!

by Bob Ferazzi & Dennis Griffin

The January Seminar will be held at Bob & Patty Ferazzi's home at 7:00 P.M. Friday, January 12th. The seminar will demonstrate the assembly of the Model A Ford engine. We will show how to adjust the rods and mains using a newly rebuilt engine that is on an engine stand. There will also be an engine on a dynamic test stand that has a knock. The engine will be run to demonstrate the knock. After everyone has had a chance to voice their opinion, the engine will be torn down for inspection. Come join the fun and learn something about a Model A Ford engine at the first seminar of 1996. ☺

Ladies Seminar!

by June Riha & Gerry McKinney

The ladies craft seminar will be held at the same time and place as the men's technical seminar. We will be making woven baskets (paper twist baskets). The following material will be required, along with some pre-preparation.

4 paper grocery bags, (from the same store)

one yard of fabric

23 yards of paper twist, (raffia)

12 pinch type clothes pins

glue gun and glue sticks

scissors

Prepare the paper twists by cutting them to the following lengths.

5 ea. 29" length


3 ea. 34" length

5 ea. 39" length

6 ea. 36" length

Untwist the paper twists 2½" wide.

Come joint the first ladies craft seminar of 1996. ☺



**1996 Membership Registration
Orange County Chapter
Model A Ford Club of America**

Name: _____

Last

Member

Spouse

Address: _____ City: _____ State _____ Zip _____

Phone: _____

Returning member? Yes _____ (Year First Joined _____) No _____

Was your name, address, etc correct in last year's Roster? Yes _____ No _____

Corrections\Comments: _____

Names of children: _____

Model A Fords owned: _____

Please pay National Dues and Chapter Dues to:

**Orange County MAFCA
P.O. Box 10595
Santa Ana, CA 92711**

1996 Dues:

National Dues	\$20 (U.S.)
Chapter Dues	\$22
ACCC Dues	\$ 3
Total	\$45

Amount Enclosed \$ _____

Date: _____



Member of The Year Award!
Glenn Johnson
left to right, Glenn Johnson, Wade Roberts



Honorary Life Members
Lou & Pearl Spielberger
left to right, Wade Roberts, Pearl, Lou



MAFCA Newsletter Award!
Tom Endy
left to right, Tom Endy, Wade Roberts




The Marsh Family Award!
Glenn & Sharon Johnson
L to R Doug, Bev, Melinda Marsh
Glenn & Sharon Johnson



Lifetime Lugnut Award!
Roger Aday



The Kelly Craig Memorial Award!
Wayne & Jocelyn Krug
The Most Tours!



Properly Oiled!

by Ben Hadd



Touring! in '95 with

Pieter Dwinger-Glenn Johnson-Wayne Krug

Brake Adjustment!

Comes time to put new brake shoes on the ole Model A and you need to figure out how you're going to adjust them. Ask a number of your fellow club members how to do it and you'll get as many opinions as there are Model A's running around with miss-adjusted brakes. The original Ford Service Bulletins, page 202, describes how the brakes should work after they are correctly adjusted, but it doesn't tell you how to go about getting there. An excellent procedure was documented in the May/June 1994 issue of the Restorer by Peter Crosby of Huntington, Vermont. Crosby took the Ford Service Bulletin procedure and figured out a way to implement it. What he did was take a 1 X 3 piece of wood and notched one end in a stair step fashion and cut the overall length to fit between the bottom front edge of the driver's seat and the front surface of the brake pedal. The idea is to brace the wood against the seat bottom base and set the brake pedal in each notch as you check for the correct amount of wheel drag for each notch. I made up a notched stick and tried it and it worked very well. I was so impressed with the procedure that at the next club meeting I told fellow club member Glenn Johnson about it. When I finished describing how the procedure worked, Glenn said that he adjusted his brakes exactly the same way except that he didn't use a notched stick, he had his wife Sharon hold the brake pedal at the various positions described in the service bulletin while he checked the wheel drag. I said that the stick would be more accurate as it would hold the brake pedal in the exact same place each time. Glenn replied that Sharon did a pretty good job and that she could also cook and clean. I had to agree that these were certainly desirable features, but I pointed out that the stick never complained and it didn't cost anything to keep it. Whichever method you decide to use, the stick, your wife, or Sharon, you need to accomplish the intent of the service bulletin. If you use the stick method you have to tailor make the stick for a particular Model A since the distance to the seat from the brake pedal will vary from one Model A to another. If you have five Model A's like Glenn has, you will have to make five sticks. Or have five Sharons! ☺

Winter Tour 1995:

MAFCA National Meet, Concord, CA

by Wayne Krug

1995 has come and gone and with it many great tours; Death Valley, Santa Barbara\San Simeon, the Summer Tour, and last but not least the Winter Tour to the MAFCA National Meet in Concord, CA. We had perfect weather, great running Model A's and a well organized meet hosted by the Acorn A's and the Diablo A's. On Friday, December 1st, the host clubs took about 40 Model A's on a back roads tour of the San Francisco Bay area ending up at the town of Crockett for antique and vintage clothes shopping. Saturday started with technical and era fashion seminars, then a tour to the Behring Auto Collection at beautiful Blackhawk Plaza. That evening the banquet was held for the installation of new National board members and the awards presentation. Our own Tom Endy was recognized with a third place award for the outstanding job he does as editor of the *Distributor*. We headed south on Sunday with an overnight stop in Paso Robles before our final push for home on Monday morning.

As a member of the 1995 tour committee, I would like to thank everyone who participated in the tours we planned and hope that you had as much fun this past year as we have had. One thing I have learned while going on tours is that the Model A Ford is great to look at and fun to work on, but you have to take your car out and drive it to really enjoy the Model A hobby. ☺

1995 Tour Statistics!

There were 21 mileage tours planned , a total of 6,370 miles were driven. The top attendees were:

Wayne Krug	16
John & Gwen Riggs	15
Glenn & Sharon Johnson	14
Jocelyn Krug	14
Larry McKinney	12
Jim & Jo Nichols	12
Tom Endy	10
Gerry McKinney	10



SwapMeets!

January, 1996

7th, Sunday

POMONA. Antique Auto, Corvette, Porsche, VW & Street Rod Swap Meet and Car Show. Admission \$6. (Children free) parking \$3. spaces \$30. Special \$15. admission and parking for pre-1975 vehicles for sale, includes driver and one passenger.

Pre-1931 Stock Motor cars admitted free.

Fairplex (Pomona Fairgrounds).

For recorded information call 714-544-7004.

Future dates: 1996 - 3-10, 4-28, 6-2, 8-25

14th, Sunday

LONG BEACH. Hi Performance Collector Car Swap Meet. Long Beach Veterans Stadium, Lakewood Blvd & Wardlow St.

Long Beach, CA. 24 hour info. 800-762-9785

Admission \$4. Free Parking. Seller's Sp. \$25.

Future dates: 1996 2-11, 3-3, 3-31, 4-14, 5-12



The Swapmeet Ugly Pants Award!

Dick Riha

FOR SALE:

1930 Model A Town Sedan, Murray body, complete car on wheels, but not running. All new wood, doors rebuilt, risers, latches, etc. no interior, no pink slip. \$3500. Jim Willett 714-768-4939



Classified Ad's!

FOR SALE:

Years of accumulated Model A parts.

Two starters, two generators, transmission, running boards for 1930, one rear axle, 39-42 hydraulic brake backing plates with shoes, two torque tubes, one drive shaft, one exhaust manifold, one intake manifold, seal beam adapters, Model B oil pan, a "B" intake manifold, heater manifold, Sedan front seat rope rail, bumper brackets, one pair rear radius rods, front stabilizer bar, 30/31 Panel Delivery floor rear end cover plate, Tudor front seat brackets, 28/29 truck map tray, misc. door handles, five pair 1932 CA license plates, 30 rear bumper spreader bar, "A" grease gun and other misc parts. Joe Wavra 714-549-2881.

FOR SALE:

1929 Model A Ford Tudor. Any reasonable offer will be considered. 310-462-1498, 310-921-5541

FOR SALE:

Singer Sewing Machine. Fully loaded top-of-the-line electronic model #6268 with accessories. Fully loaded top-of-the-line electronic Singer Surger model Ultralock 14U64A. In new condition. Judy Dwinger 714-639-4767.

FOR SALE:

1930 Model A Town Sedan. Restoration just completed. B engine (counter balanced Crank), Borg Warner overdrive, Hydraulic brakes, LeBaron-Bonney mohair interior. New black wall tires, one sidemount. Trunk on rear. 6 volt alternator. Ford maroon & black. \$13,000. Glenn Bowers 310-431-7123.

FOR SALE:

1931 Model A Deluxe Coupe. Older restoration (9700 miles since). Everything stock Model A. Rumble seat, mohair interior, chicle & copra. \$9,500. Glenn Bowers 310-4311-7123

FOR SALE:

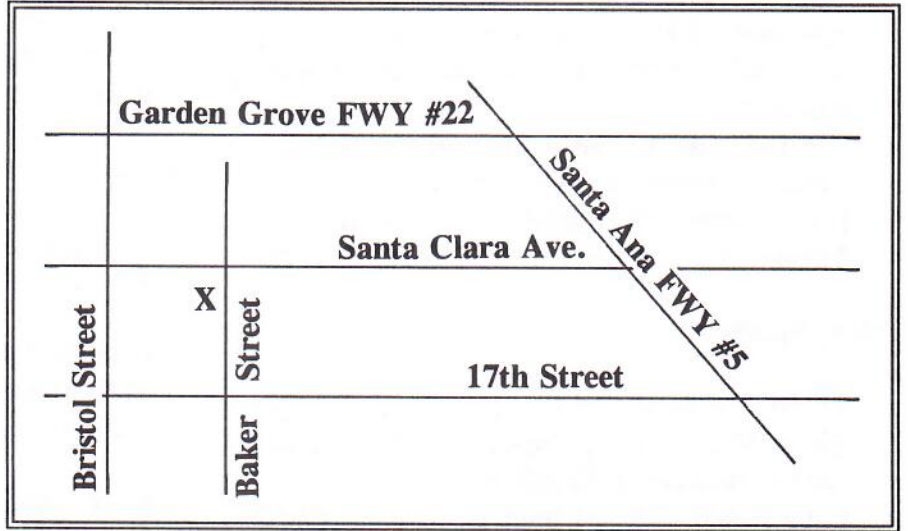
26 gallon fish tank. Salt or fresh water. Two filters, light, heater, supplies, etc. Best offer accepted. Pieter Dwinger 714-639-4767

GENERAL MEETING LOCATION

(Second Thursday of every month.)

January 11, 1996 @ 7:30 P.M.

**Santiago Elementary School
2212 N. Baker Street
Santa Ana, CA**



First Class Mail

Orange County Model A Ford Club
Post Office Box 10595
Santa Ana, CA 92711

